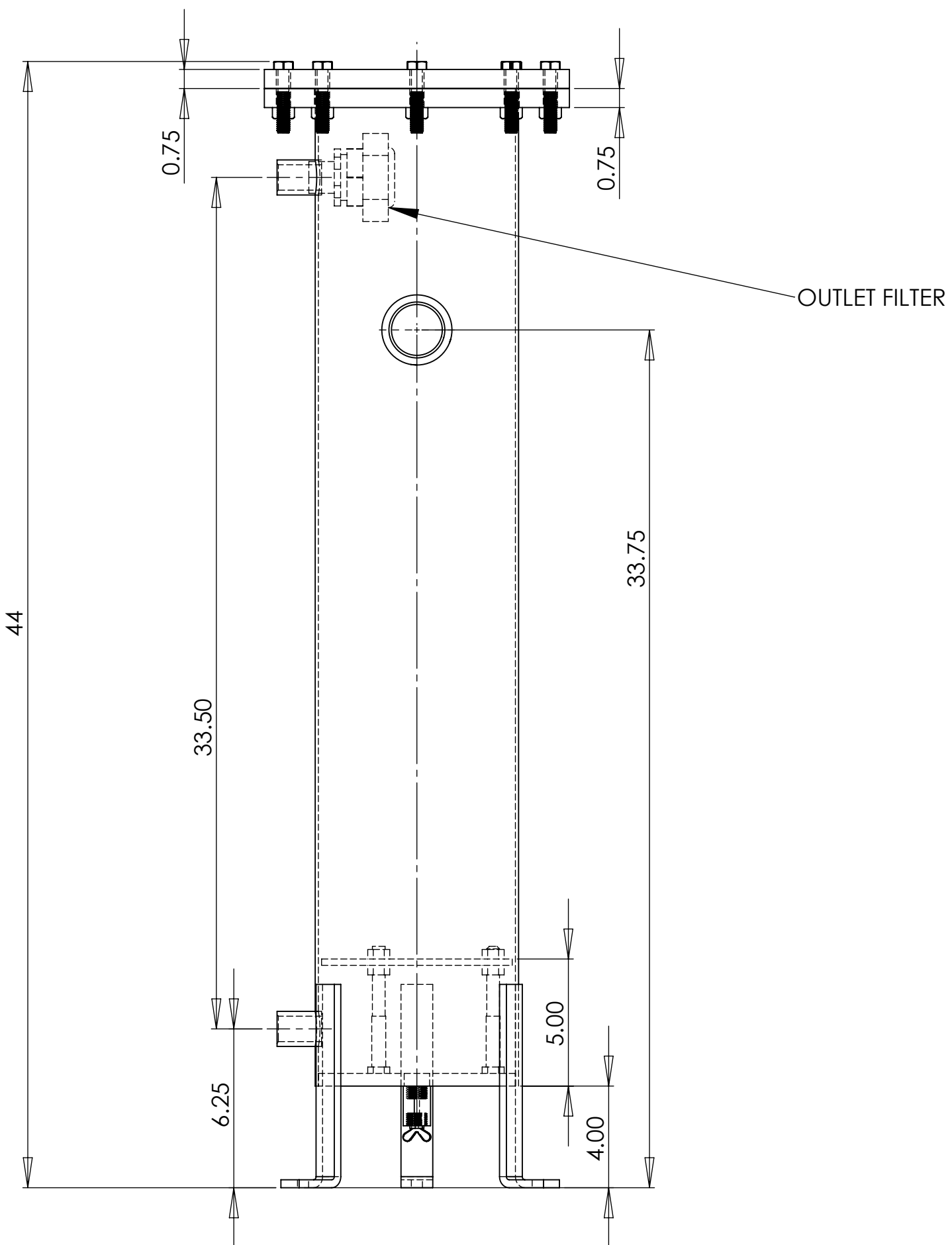
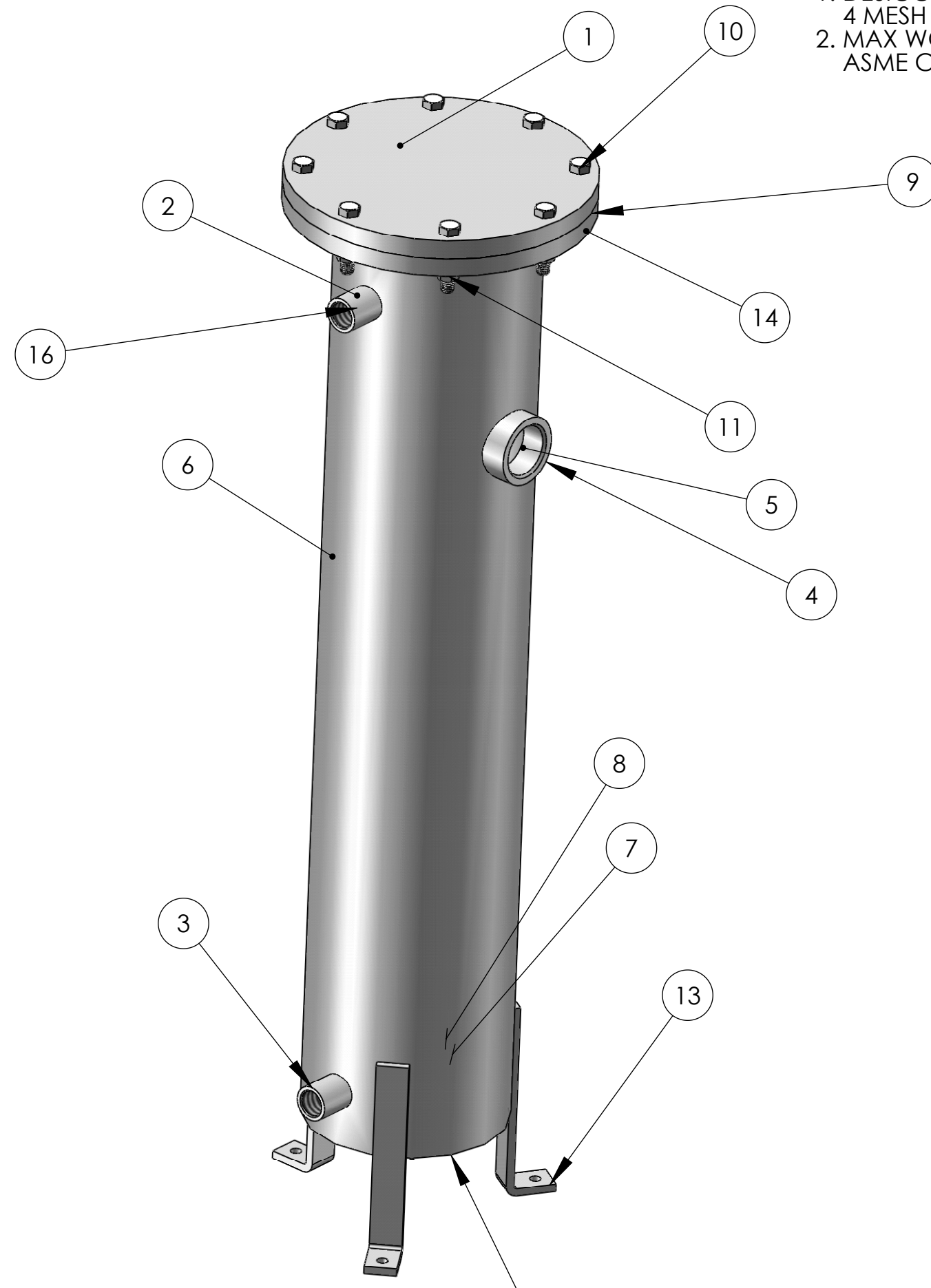
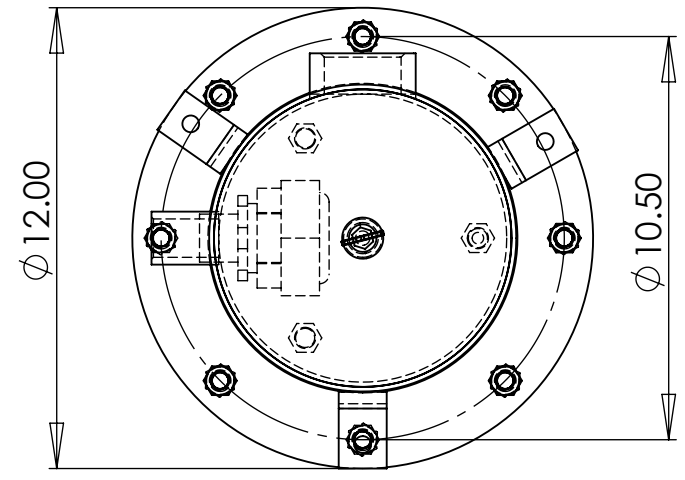


NOTES

1. DESICCANT CAPACITY 50 LBS.
4 MESH DUCAL DRIERITE
2. MAX WORKING PRESSURE: 150 PSIG WITH
ASME CODE TEST & STAMP



1. TOP COVER: .75" THICK
2. 1" NPT OUTLET COUPLING
3. 1" NPT INLET COUPLING
4. 2" NPT COUPLING (PURCHASE MODIFY)
5. 2" NPT GLASS SIGHT WINDOW (USE TEFLON SEALANT)
6. TOWER: 8" OD ROLLED SHEET X .125" THICK
7. $\varnothing 7.5"$ 10 MESH 304SS SCREEN (ATTACHED TO GRATE WITH EIGHT 3" X .032" SS WIRES)
8. STEEL GRATE AND SUPPORT LEGS
9. $\varnothing 9.5"$ NON-ASBESTOS COMPOSITION GASKET
10. (8X) 1/2"-13 X 2.25" A-325 BOLTS ZINC PLATED
11. (8X) 1/2"-13 A-325 NUTS ZINC PLATED
12. BOTTOM
13. FEET
14. TOP FLANGE
15. 1/2" NPT COUPLING WITH DRAIN VALVE
16. OUTLET FILTER

PROPRIETARY AND CONFIDENTIAL
THE INFORMATION CONTAINED IN THIS DRAWING IS THE SOLE PROPERTY OF W.A. HAMMOND DRIERITE CO.. ANY REPRODUCTION IN PART OR AS A WHOLE WITHOUT THE WRITTEN PERMISSION OF W.A. HAMMOND DRIERITE CO. IS PROHIBITED.

UNLESS OTHERWISE SPECIFIED:		NAME	DATE
DIMENSIONS ARE IN INCHES		DRAWN	CZG 3-3-08
TOLERANCES:		CHECKED	X X
FRACTIONAL \pm		ENG APPR.	X X
ANGULAR: MACH \pm BEND \pm		MFG APPR.	X X
TWO PLACE DECIMAL \pm		Q.A.	X X
THREE PLACE DECIMAL \pm		COMMENTS:	
INTERPRET GEOMETRIC TOLERANCING PER:			
MATERIAL ALL PARTS MILD STEEL UNLESS NOTED			
FINISH ENAMEL GREY			
NEXT ASSY	USED ON		
APPLICATION	DO NOT SCALE DRAWING		

W.A. HAMMOND DRIERITE CO.
P.O. Box 460 Xenia, OH 45385
Phone (937) 376-2927 Fax (937) 376-1977
www.drierite.com <mailto:drierite@aol.com>

TITLE:
**COMPRESSED AIR DRIER
MODEL 106-C**

SIZE DWG. NO. REV
C DRI-106C-ASM -

SCALE: 1:20 SHEET 1 OF 1